

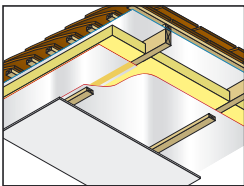
DuPont™ AirGuard® INSTALLATION GUIDELINES

AIR & VAPOUR CONTROL LAYER (AVCL): DuPont™ AirGuard® Reflective

Key Benefits

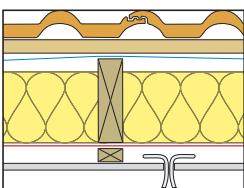
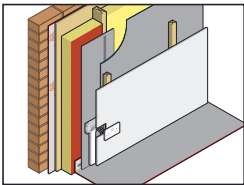
- ✓ 5J 7@k \]WX \Vccghg'mci f'h\Yfa U']bgi \Uh]cb,FYZYVhg'WU' -) i 'cZ'fUX]Ubh\YUh
- ✓ <Y'dg]hc \UWX]Yj Y'Dufh@U]fh[\HbYgg'fYei]fYa Ybhg
- ✓ 7cbg]XYfUV'mfYXi Wg'f]g_ 'cZ'WtbXYbgUh]cb]bhc 'h\Y']bgi \Uh]cb

General instructions



• Applications

DuPont™ AirGuard® Reflective is installed onto the internal side of a roof or wall system with the reflective foil side facing into the room. The membrane may be laid either horizontally or vertically to suit.



• Cavity

The internal lining (plasterboard, etc.) must be spaced off DuPont™ AirGuard® Reflective with 25 mm timber battens to create a service void. This will help to avoid penetrations through the membrane by electrical sockets, light fittings, etc, and to maximise the reflective benefits of the membrane.

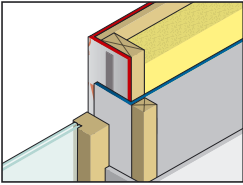
• Fixing to timber

DuPont™ AirGuard® Reflective should be temporarily fixed to timber studs, rafters or joists with non-ferrous staples or nails at approx 500 mm centres. The membrane will be properly secured once the timber battening is fixed (see batten space/service void).



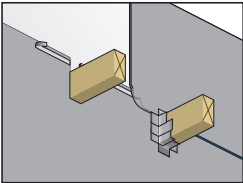
• Laps

Maintain 100 mm laps between each sheet and seal with Tyvek® Butyl Tape or Tyvek® Metallised Tape.



- **Windows/doors**

DuPont™ AirGuard® Reflective should be made vapour and convection tight at all window and door openings, loft hatches, etc. The membrane should be sealed tight against the frame with Tyvek® Butyl Tape or tucked in and compressed by the frame.



- **Penetration**

Penetrations through DuPont™ AirGuard® Reflective should be kept to a minimum and any that are made should be sealed. Penetrations for pipework, wiring and ducting should be sealed with Tyvek® Butyl Tape or Tyvek® Metallised Tape.

Damage

If DuPont™ AirGuard® Reflective is abraded or punctured in any way the damaged area should be made good with Tyvek® Metallised Tape. Extensive damage should be covered with an DuPont™ AirGuard® Reflective patch and sealed with Tyvek® Butyl Tape or Tyvek® Metallised Tape.

Accessories

DuPont™
Tyvek®
Metallised Tape

DuPont™
Tyvek®
Butyl Tape

DuPont de Nemours (Luxembourg) S.à.r.l.
L-2984 Luxembourg
Tel: (+352) 3666 5885
Fax: (+352) 3666 5021
E-mail: tyvek.construction@lux.dupont.com

For more information, visit:

www.tyvek.co.uk



Recommendations as to methods, use of materials and construction details are based on the experience and current knowledge of DuPont and are given in good faith as a general guide to designers, contractors and manufacturers. This information is not intended to substitute for any testings you may need to conduct to determine for yourself the suitability of our products for your particular purposes. This information may be subject to revision as new knowledge and experience becomes available since we cannot anticipate all variations in actual end-use conditions. DuPont makes no warranties and assumes no liability in connection with any use of this information. Nothing in this publication is to be considered as a licence to operate under a recommendation to infringe any patent right.