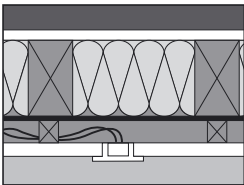


# DuPont™ AirGuard® INSTALLATION GUIDELINES

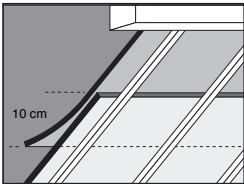
## AIR & VAPOUR CONTROL LAYER (AVCL): DuPont™ AirGuard® Control

### Key Benefits

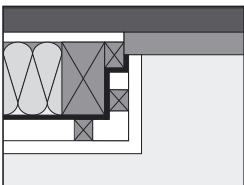
- ☑ Helps to achieve Part L airtightness requirements
- ☑ Regulates moisture vapour transfer through construction
- ☑ 15 year product warranty
- ☑ UKAS approved



- The product is installed on the internal (warm) side of the roof or wall insulation to form a continuous barrier against air leakage and water vapour transfer. A spacer batten between the product and the internal lining is recommended to prevent damage to the membrane from electrical sockets, light fittings, etc. The batten space will also provide a services void for electrical cables.



- The membrane may be laid either vertically or horizontally as appropriate. Laps between each sheet should be 100 mm minimum and sealed with **Tyvek® Butyl Tape**, **Tyvek® Tape** or compressed under the batten. The product should be pulled taut across the surface and secured with non-ferrous felt nails or staples as follows:
  - Horizontal centres = max 600 mm
  - Vertical centres = max 300 mm



- The product can be installed either before or after the windows and doors are fitted, provided that the membrane is sealed at the window/door frame position. Airtightness around the details can be achieved by compressing the product under a timber batten or by sealing to the frame with **Tyvek® Butyl Tape**. Proprietary tapes or sealants should be used when installing the windows and doors to maintain overall airtightness.

### Damage

Any damage or service breaches in the product caused by pipe penetrations, etc. should be made good with **Tyvek® Tape**.

### Accessories

DuPont™  
**Tyvek®  
Tape**

DuPont™  
**Tyvek®  
Butyl Tape**

DuPont de Nemours (Luxembourg) S.à.r.l.  
L-2984 Luxembourg  
Tel: (+352) 3666 5885  
Fax: (+352) 3666 5021  
E-mail: [tyvek.construction@lux.dupont.com](mailto:tyvek.construction@lux.dupont.com)  
**For more information, visit:**  
[www.tyvek.co.uk](http://www.tyvek.co.uk)

Recommendations as to methods, use of materials and construction details are based on the experience and current knowledge of DuPont and are given in good faith as a general guide to designers, contractors and manufacturers. This information is not intended to substitute for any testings you may need to conduct to determine for yourself the suitability of our products for your particular purposes. This information may be subject to revision as new knowledge and experience becomes available since we cannot anticipate all variations in actual end-use conditions. DuPont makes no warranties and assumes no liability in connection with any use of this information. Nothing in this publication is to be considered as a licence to operate under a recommendation to infringe any patent right.



**Tyvek®**